



High Performance Dummy Fill Insertion with Coupling and Uniformity Constraints

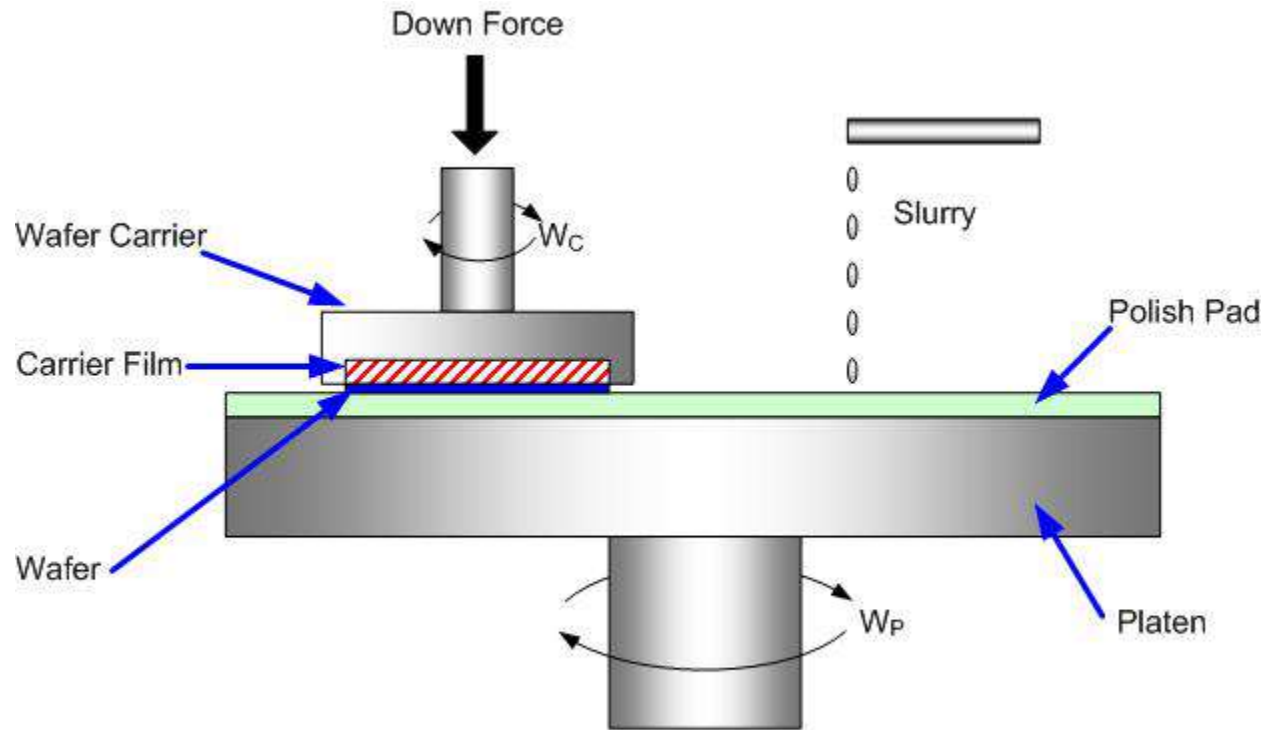
Yibo Lin, Bei Yu, David Z. Pan
Electrical and Computer Engineering
University of Texas at Austin

Outline



- Introduction
- Problem Formulation
- Algorithms
- Experimental Results
- Conclusion

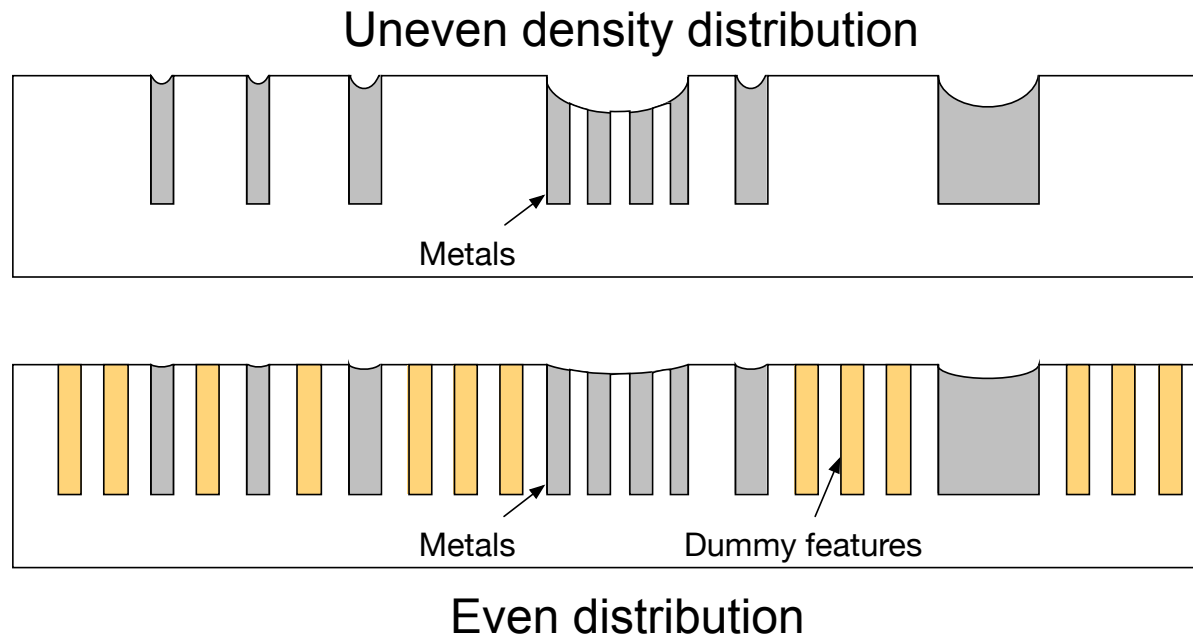
Chemical Mechanical Polishing (CMP)



Example of CMP [source: www.ntu.edu.sg]

Uniformity

➤ Layout uniformity for CMP



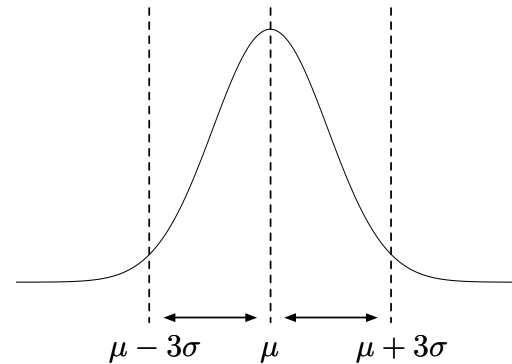
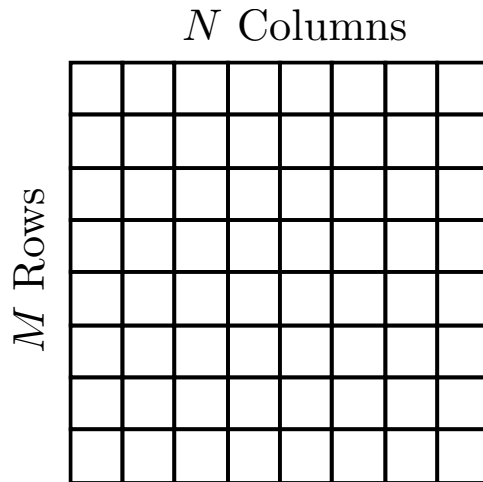
➤ Coupling capacitance

Related Works

- Minimize density variation and number of fills
 - Linear Programming (LP)
 - [Kahng+, TCAD'99]
 - [Tian+, TCAD'01]
 - [Xiang+, TCAD'08]
 - Monte Carlo and heuristic approaches
 - [Chen+, ASPDAC'00]
 - [Chen+, DAC'00]
 - [Wong+, ISQED'05]
- Minimize density variation with coupling capacitance constraints
 - ILP
 - [Chen+, DAC'03], [Xiang+, ISPD'07]

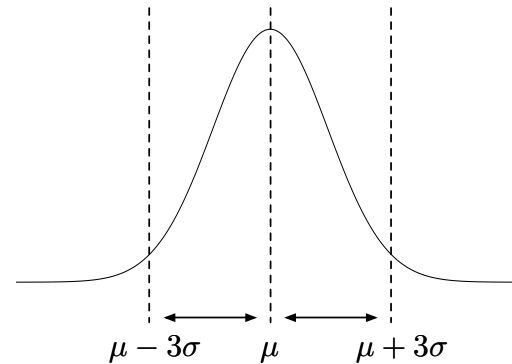

Holistic Metrics for Uniformity

- Holistic metrics for layout uniformity from IBM (ICCAD 2014 Contest)
 - Variation (standard deviation)
 - Line hotspots
 - Outlier hotspots



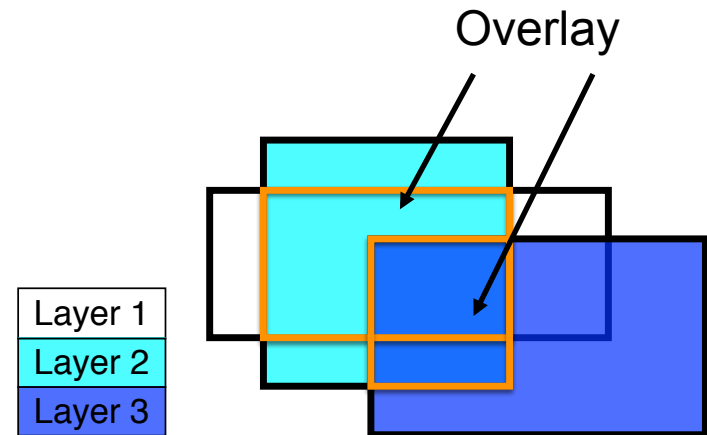
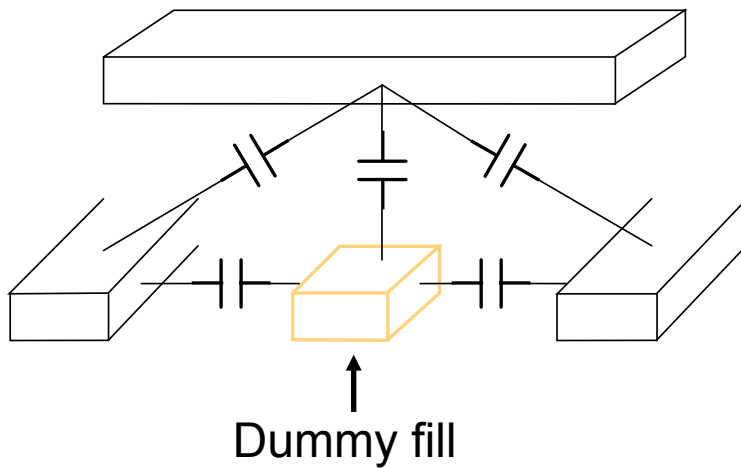
Holistic Metrics for Uniformity

- Holistic metrics for layout uniformity from IBM (ICCAD 2014 Contest)
 - Variation (standard deviation)
 - Line hotspots
 - Outlier hotspots



Metrics for Coupling Capacitance

- Coupling capacitance
 - Minimize overlay between layers



Problem Formulation

Based on the ICCAD 2014 contest

➤ Input

- Layout with fill insertion regions
- Signal wire density information across each window

➤ Quality score

- Overlay area (20%)
- Variation/std. dev. (20%)
- Line hotspot (20%)
- Outlier hotspot (15%)
- File size for dummy fill insertion (5%)

Normalization function

$$f(x) = \max\left(0, 1 - \frac{x}{\beta}\right)$$

The **higher** score, the **better**

➤ Overall score

- Quality score (80%)
- Runtime (15%)
- Memory usage (5%)

➤ Output

- Dummy fill positions and dimensions with **maximum** quality score

Outline



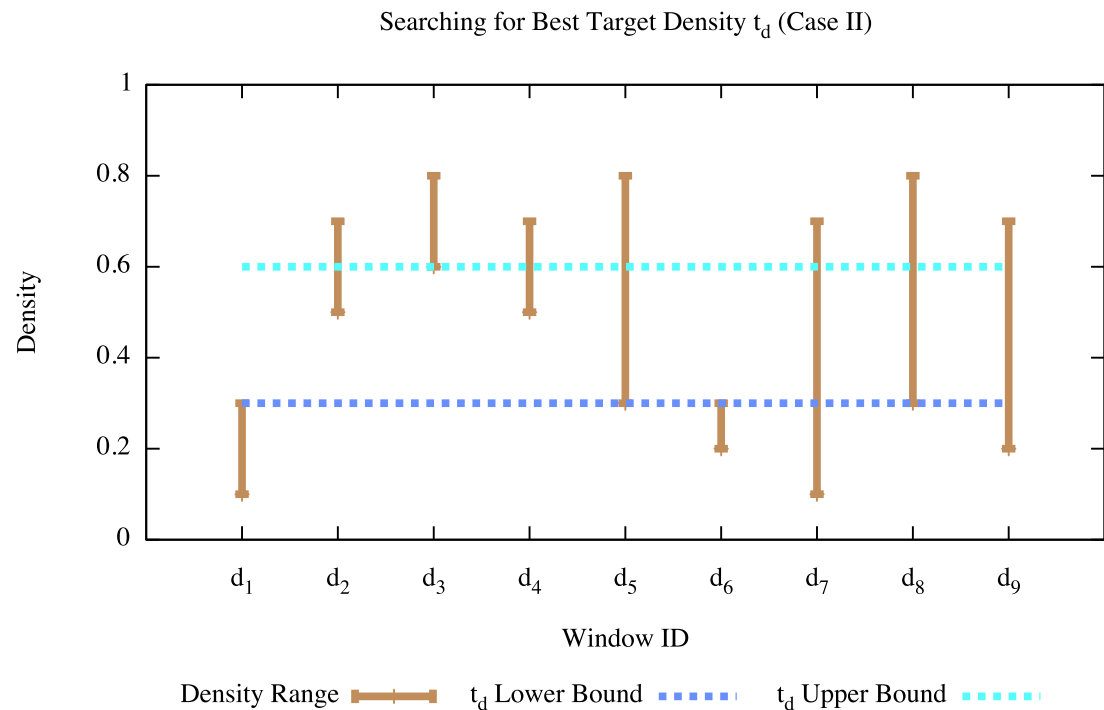
- Introduction
- Problem Formulation
- **Algorithms**
- Experimental Results
- Conclusion

Step 1: Density Planning

d_1	d_2	d_3
d_4	d_5	d_6
d_7	d_8	d_9

Linear scan with a small step to find best target density

- Given density ranges of each window
- Find target density t_d for each window
- Maximize density scores

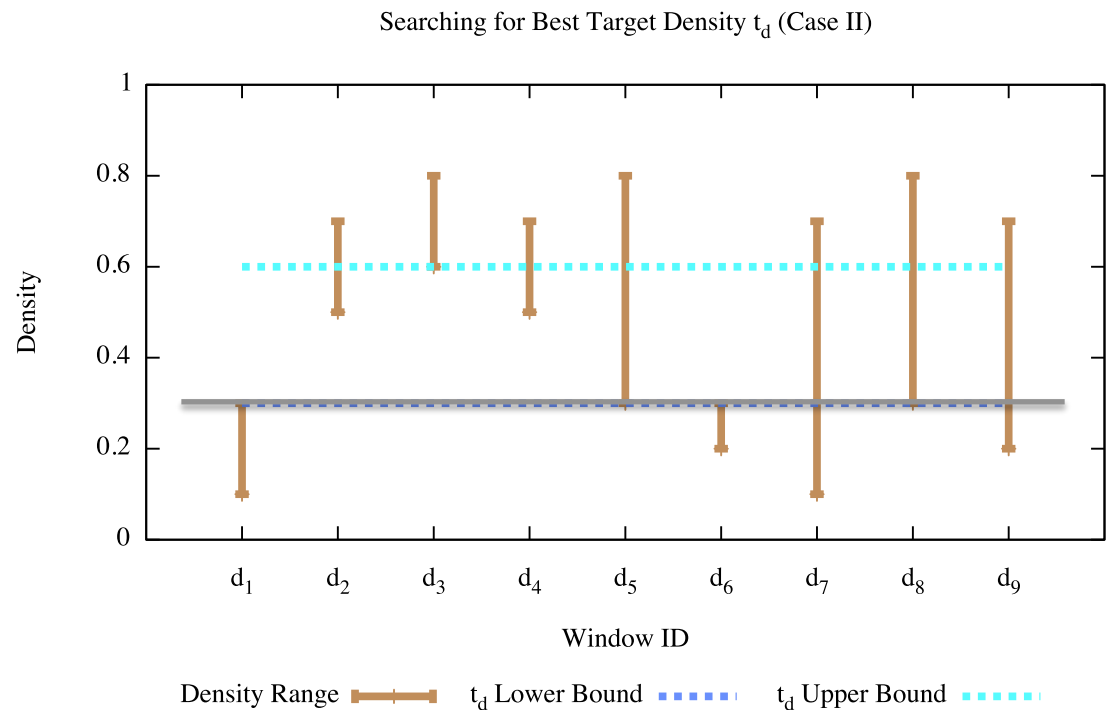


Step 1: Density Planning

0.3	0.5	0.6
0.5	0.4	0.4
0.4	0.4	0.4

Linear scan with a small step to find best target density

- Given density ranges of each window
- Find target density t_d for each window
- Maximize density scores

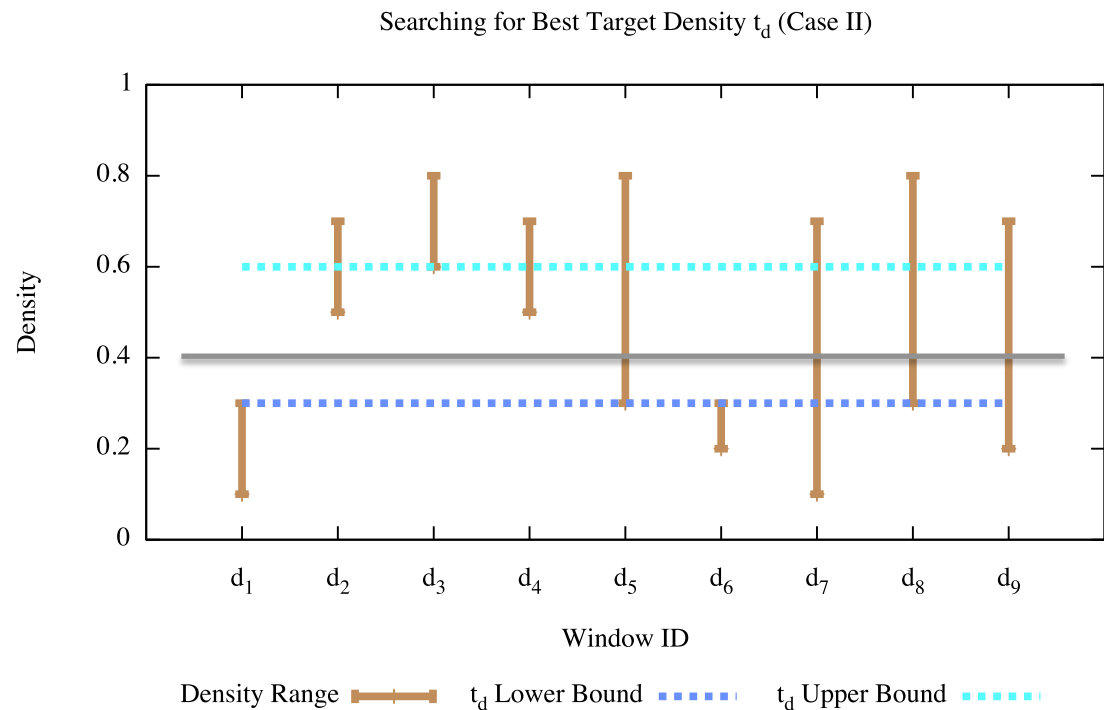


Step 1: Density Planning

0.3	0.5	0.6
0.5	0.4	0.4
0.4	0.4	0.4

Linear scan with a small step to find best target density

- Given density ranges of each window
- Find target density t_d for each window
- Maximize density scores

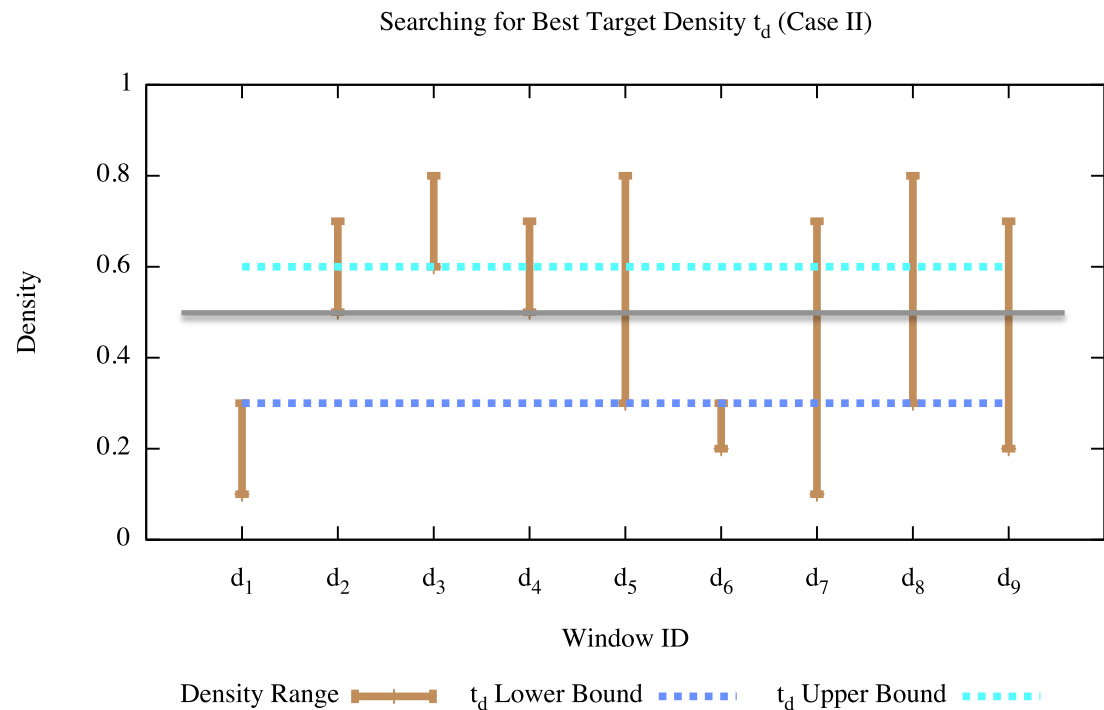


Step 1: Density Planning

0.3	0.5	0.6
0.5	0.4	0.4
0.4	0.4	0.4

Linear scan with a small step to find best target density

- Given density ranges of each window
- Find target density t_d for each window
- Maximize density scores

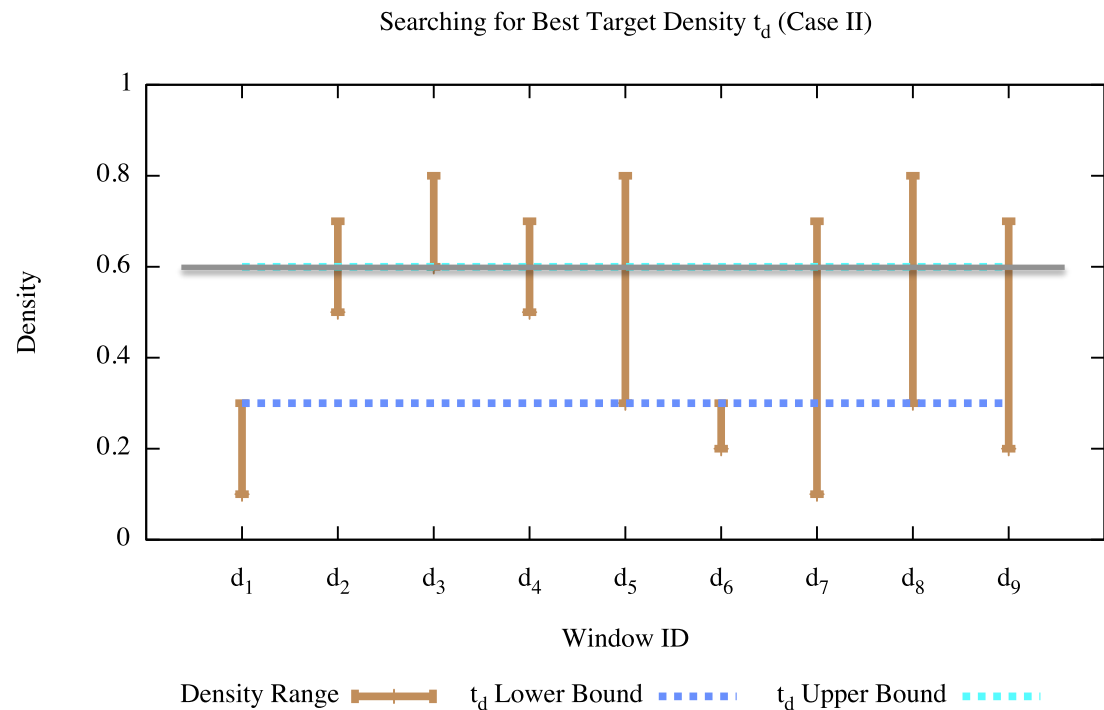


Step 1: Density Planning

0.3	0.5	0.6
0.5	0.4	0.4
0.4	0.4	0.4

Linear scan with a small step to find best target density

- Given density ranges of each window
- Find target density t_d for each window
- Maximize density scores

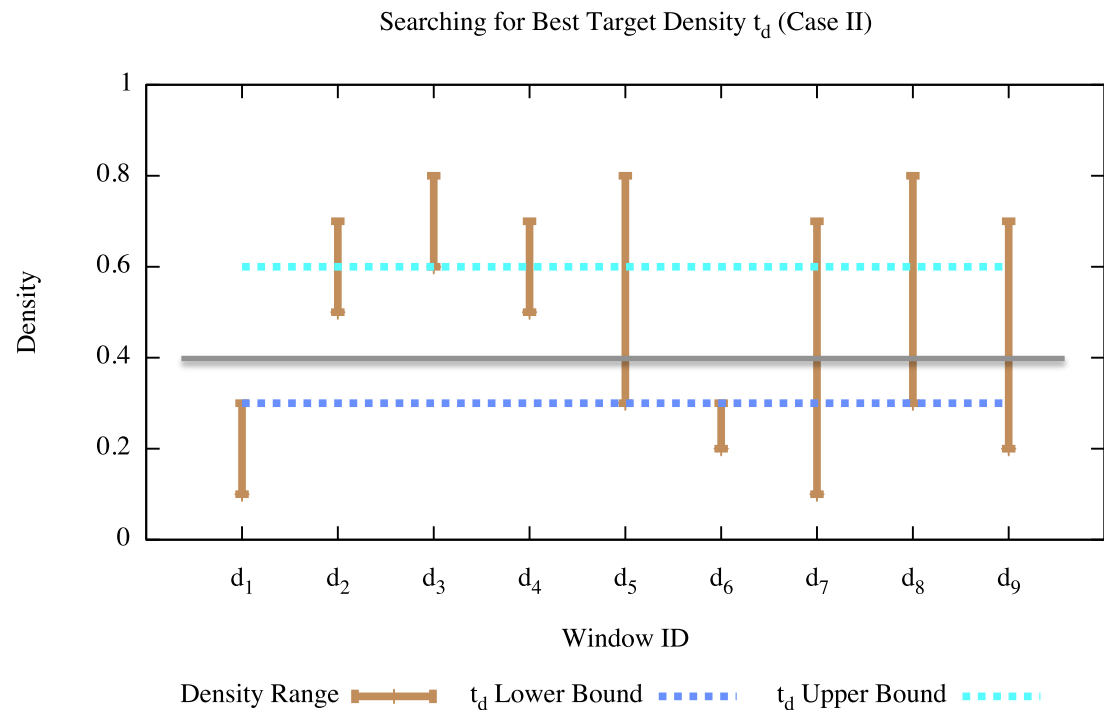


Step 1: Density Planning

0.3	0.5	0.6
0.5	0.4	0.4
0.4	0.4	0.4

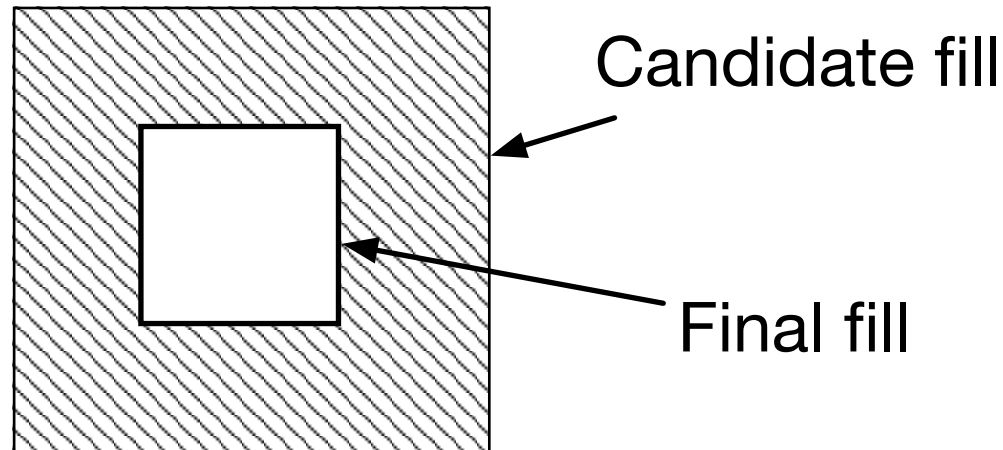
Linear scan with a small step to find best target density

- Given density ranges of each window
- Find target density t_d for each window
- Maximize density scores



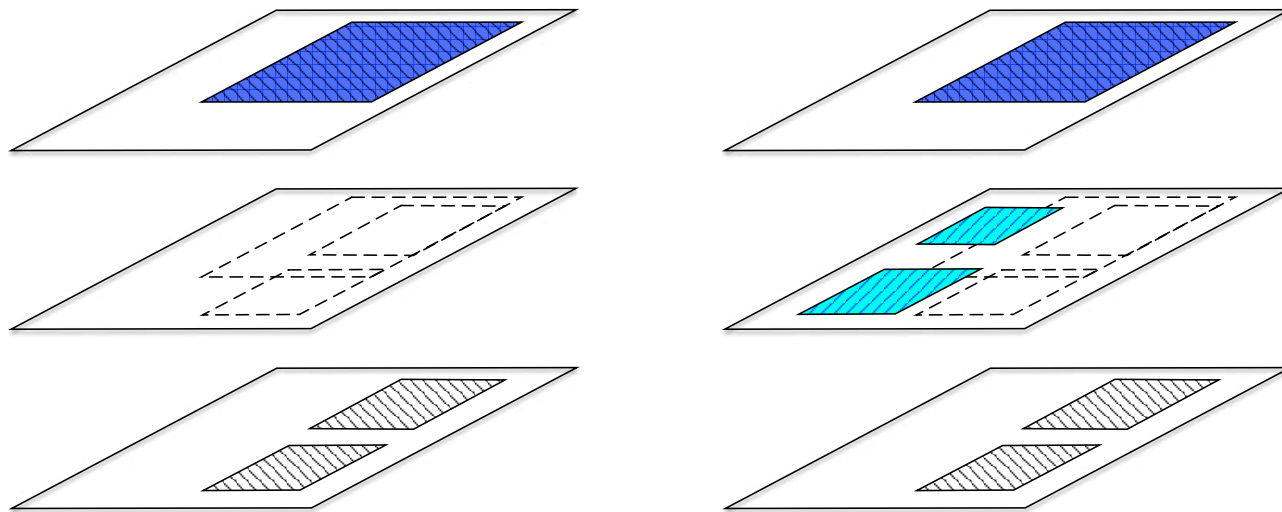
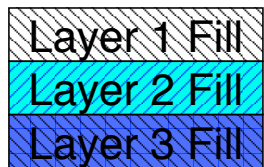
Step 2: Candidate Fill Generation

- Generate candidate fills with minimum overlay
- With the guidance of target density
- A final fill is a rectangle within a candidate fill



Step 2: Candidate Fill Generation

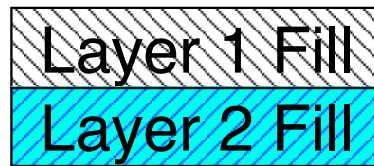
- Generate candidate fills with minimum overlay
- With the guidance of target density
- A final fill is a rectangle within a candidate fill



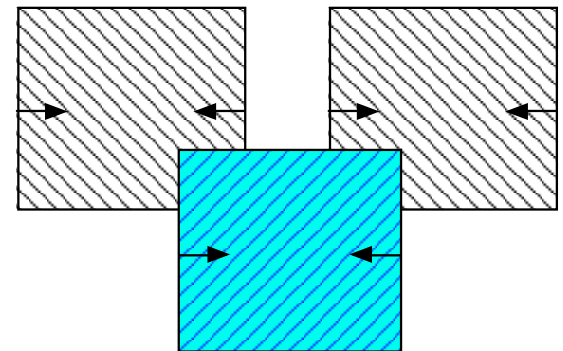
$$q = -\frac{\text{fill overlay}}{\text{fill area}} + \gamma \cdot \frac{\text{fill area}}{\text{window area}}$$

Step 3: Dummy Fill Insertion (1)

- Given a set of candidate fills
- Determine dimension of fills
- Under DRC constraints
- Minimize overlay area and density variation

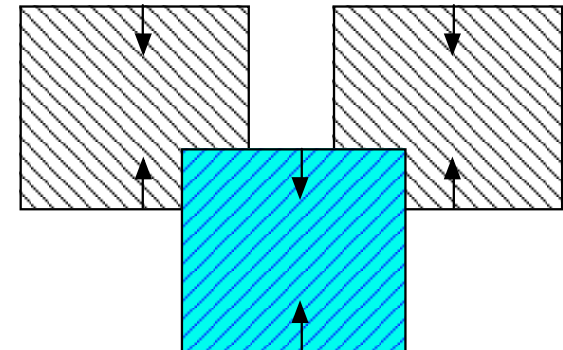
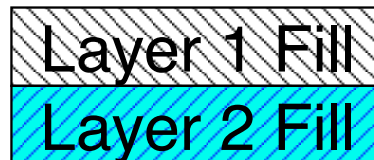


Shrink in horizontal direction



- Solve in an iterative manner

Shrink in vertical direction



Step 3: Dummy Fill Insertion (2)

An example of the mathematical formulation in one iteration

$$\min \frac{|(x_2 - x_1) \cdot h_A + (x_4 - x_3) \cdot h_B - t_{d1} \cdot A_{win}| + |(x_6 - x_5) \cdot h_C - t_{d2} \cdot A_{win}|}{+ (x_2 - x_5) \cdot h_{AC} + (x_6 - x_3) \cdot h_{BC}}$$

s.t.

$$\begin{aligned} x_2 - x_1 &\geq W_{min} \\ x_4 - x_3 &\geq W_{min} \\ x_6 - x_5 &\geq W_{min} \\ x_3 - x_2 &\geq S_{min} \\ (x_2 - x_1) \cdot h_A &\geq A_{min} \\ (x_4 - x_3) \cdot h_B &\geq A_{min} \\ (x_6 - x_5) \cdot h_C &\geq A_{min} \\ x_2 - x_5 &\geq 0 \\ x_6 - x_3 &\geq 0 \\ l_i \leq x_i \leq u_i, \quad i = 1, 2, \dots, 6 \end{aligned}$$

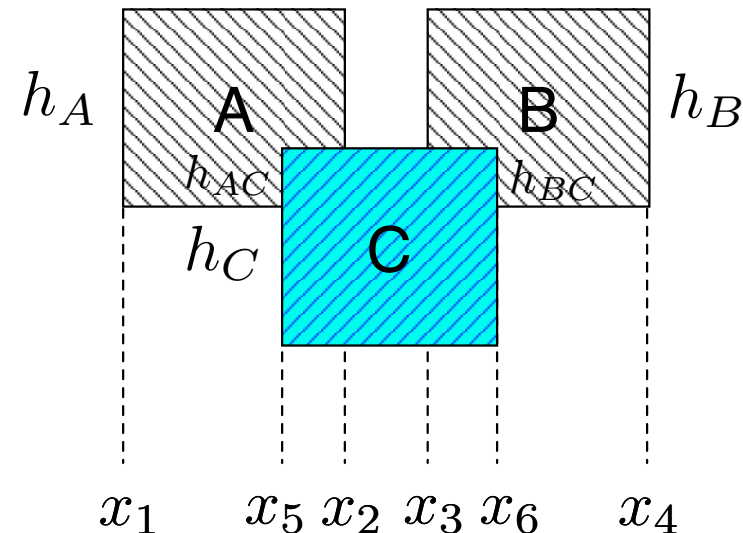
DRC rules

Overlay constraints

Overlay area

Density variation

Shrink in horizontal direction



A_{win} : area of a window
 W_{min} : minimum width
 S_{min} : minimum spacing
 A_{min} : minimum area

Step 3: Dummy Fill Insertion (3)

$$\min \frac{|(x_2 - x_1) \cdot h_A + (x_4 - x_3) \cdot h_B - t_{d1} \cdot A_{win}| + |(x_6 - x_5) \cdot h_C - t_{d2} \cdot A_{win}|}{+(x_2 - x_5) \cdot h_{AC} + (x_6 - x_3) \cdot h_{BC}}$$

- Further relax to remove absolute operation
- Add tighter bound constraints to variables

Step 3: Dual to Min-Cost Flow

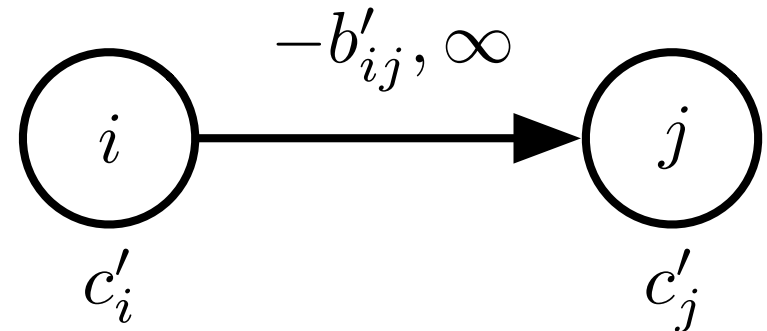
Prime

$$\min_{x_i} \sum_{i=1}^N c_i x_i$$

$$\begin{aligned} \text{s.t. } & x_i - x_j \geq b_{ij}, \quad (i, j) \in E, \\ & l_i \leq x_i \leq u_i, \quad i = 1, 2, \dots, N, \\ & x_i \in Z \end{aligned}$$

- Convert bound constraints to differential constraints
- Dual to min-cost flow

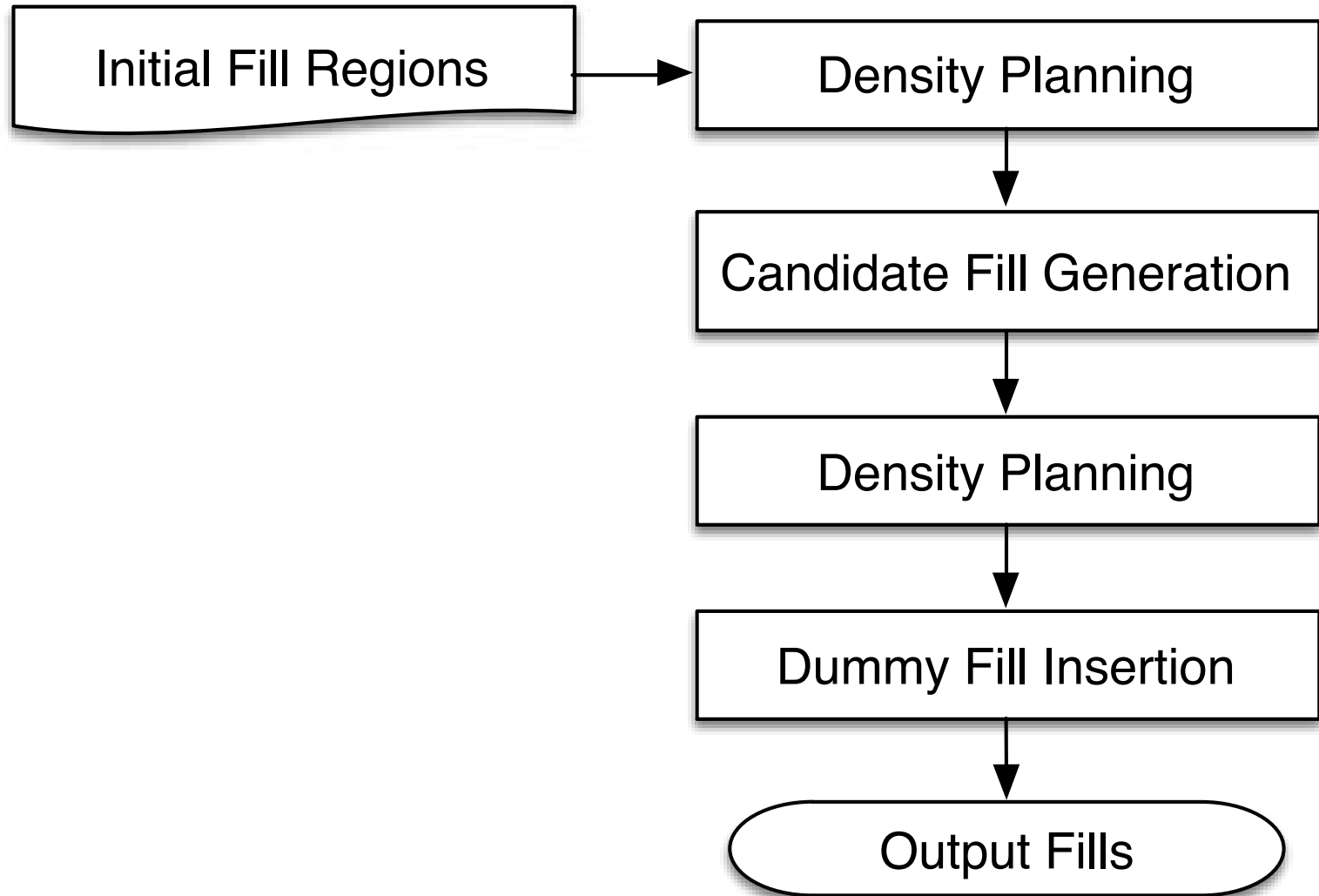
Dual



$$c'_i = \begin{cases} c_i & i = 1, 2, \dots, N \\ -\sum_{i=1}^N c_i & i = 0 \end{cases}$$

$$b'_{ij} = \begin{cases} b_{ij} & (i, j) \in E \\ l_i & i = 1, 2, \dots, N, j = 0 \\ -u_i & i = 0, j = 1, 2, \dots, N \end{cases}$$

Overall Flow



Experimental Environment

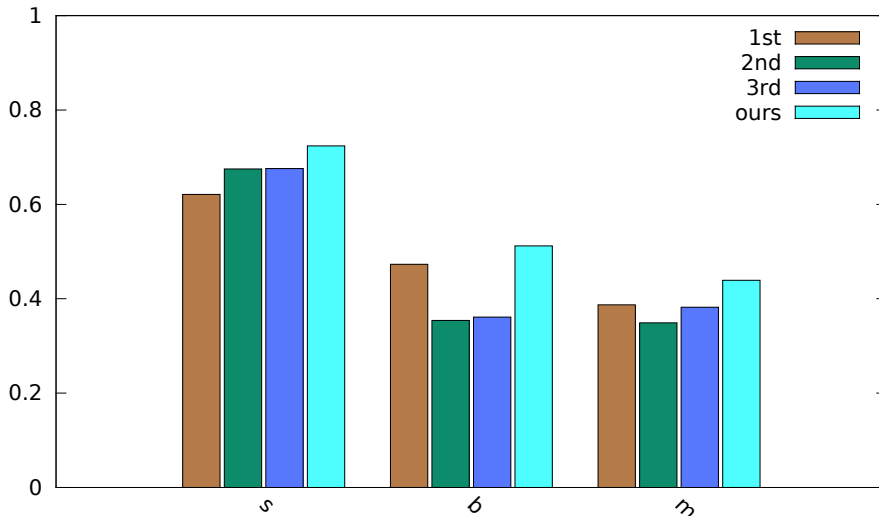


- Implemented in C++
- 8-Core 3.4GHz Linux server
- 32GB RAM
- ICCAD 2014 contest benchmarks

Experimental Results

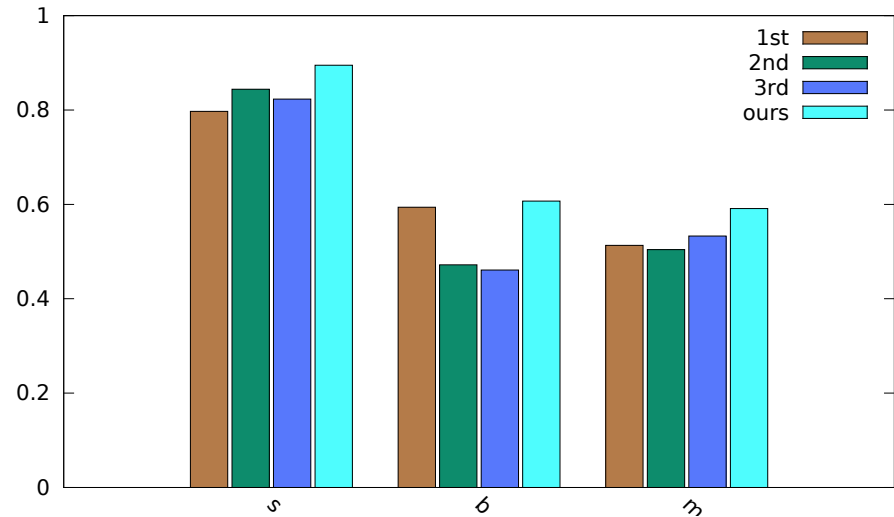
- Compared with contest winners
 - Quality Scores (13% better than the 1st place winner)
 - Overall Scores (10% better than the 1st place winner)

Comparison of Testcase Quality Score between Our Results and Contest Top 3



Quality Sores

Comparison of Testcase Score between Our Results and Contest Top 3



Overall Scores

Experimental Results

➤ Detailed results

Table 3: Experimental Results on ICCAD 2014 Benchmark

Design	Team	Overlay*	Variation*	Line*	Outlier*	Size*	Run-time*	Memory*	Testcase Quality	Testcase Score
s	1st	0.743	0.636	0.733	1.000	0.976	0.877	0.885	0.621	0.797
	2nd	0.743	0.909	0.967	0.975	0.103	0.846	0.831	0.675	0.844
	3rd	0.613	0.985	0.990	1.000	0.158	0.842	0.429	0.676	0.823
	ours	0.723	0.948	0.979	0.994	0.887	0.872	0.818	0.724	0.895
b	1st	0.748	0.368	0.364	0.871	0.924	0.515	0.891	0.473	0.594
	2nd	0.841	0.381	0.534	0.000	0.053	0.513	0.828	0.354	0.472
	3rd	0.576	0.485	0.601	0.000	0.568	0.554	0.339	0.361	0.461
	ours	0.685	0.499	0.470	0.953	0.765	0.351	0.852	0.512	0.607
m	1st	0.598	0.462	0.486	0.204	0.941	0.556	0.845	0.387	0.513
	2nd	0.668	0.460	0.618	0.000	0.000	0.780	0.761	0.349	0.504
	3rd	0.510	0.509	0.689	0.000	0.807	0.748	0.772	0.382	0.533
	ours	0.493	0.643	0.766	0.088	0.905	0.750	0.786	0.439	0.591

Conclusion

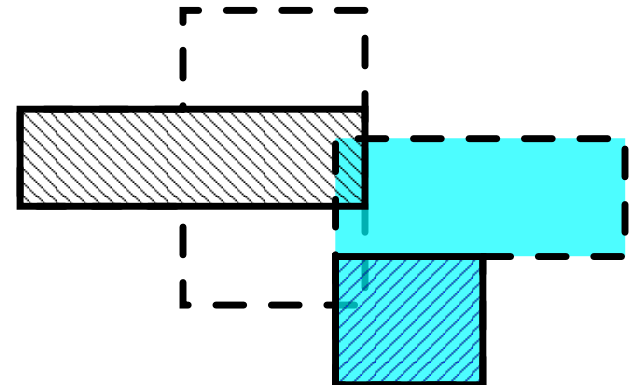
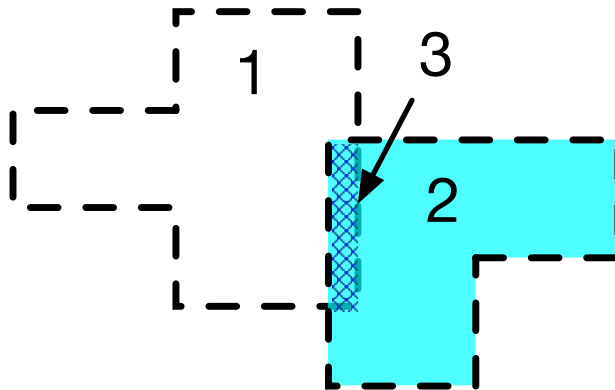
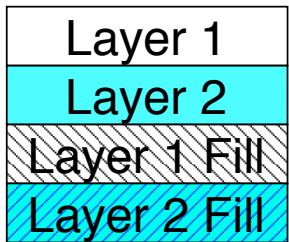
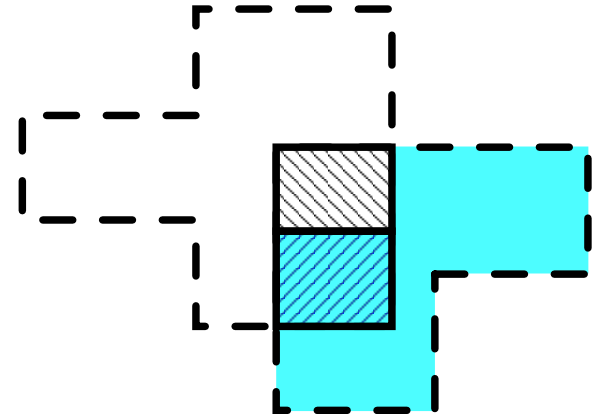
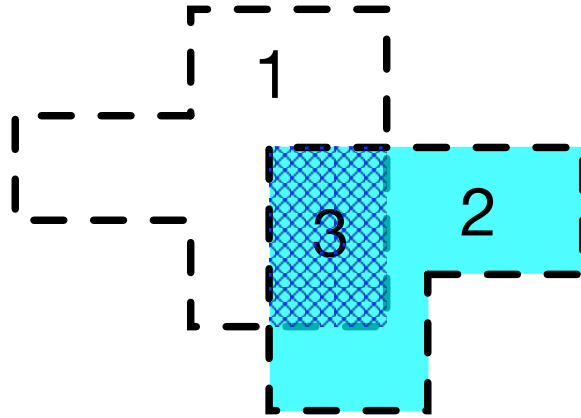
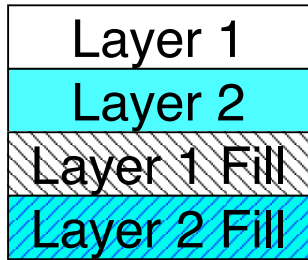


- Methodology for fill optimization with holistic and multiple objectives
- Validated on industry benchmarks
 - ICCAD 2014 contest benchmark
- Future work
 - Lithography related impacts



Thank you!

Backup



Backup

$$\begin{aligned} \min_{x_i} \quad & \sum_{i=1}^N c_i x_i \\ \text{s.t.} \quad & x_i - x_j \geq b_{ij}, \quad (i, j) \in E, \\ & l_i \leq x_i \leq u_i, \quad i = 1, 2, \dots, N, \\ & x_i \in Z \end{aligned}$$

Dual

$$\begin{aligned} \max_{f_{ij}} \quad & \sum_{i,j} b'_{ij} f_{ij}, \\ \text{s.t.} \quad & \sum_i f_{ij} - \sum_k f_{jk} = -c'_j, \\ & f_{ij} \geq 0 \end{aligned}$$



Prime

$$\begin{aligned} \min_{y_i} \quad & \sum_{i=0}^N c'_i y_i, \\ \text{s.t.} \quad & y_i - y_j \geq b'_{ij}, \quad (i, j) \in E', \\ & y_i \in Z, \end{aligned}$$

where

$$\begin{aligned} x_i &= y_i - y_0, \quad i = 1, 2, \dots, N \\ c'_i &= \begin{cases} c_i & i = 1, 2, \dots, N \\ -\sum_{i=1}^N c_i & i = 0 \end{cases} \\ b'_{ij} &= \begin{cases} b_{ij} & (i, j) \in E \\ l_i & i = 1, 2, \dots, N, j = 0 \\ -u_i & i = 0, j = 1, 2, \dots, N \end{cases} \end{aligned}$$



Dual Min-cost Flow Example (1)

$$\begin{aligned} \min \quad & x_1 + 2x_2 + 3x_3 + 4x_4 \\ \text{s.t.} \quad & x_1 - x_2 \geq 5, \\ & x_4 - x_3 \geq 6, \\ & 0 \leq x_i \leq 10, \quad i = 1, 2, 3, 4, \\ & x_i \in \mathbb{Z}, \quad i = 1, 2, 3, 4 \end{aligned}$$

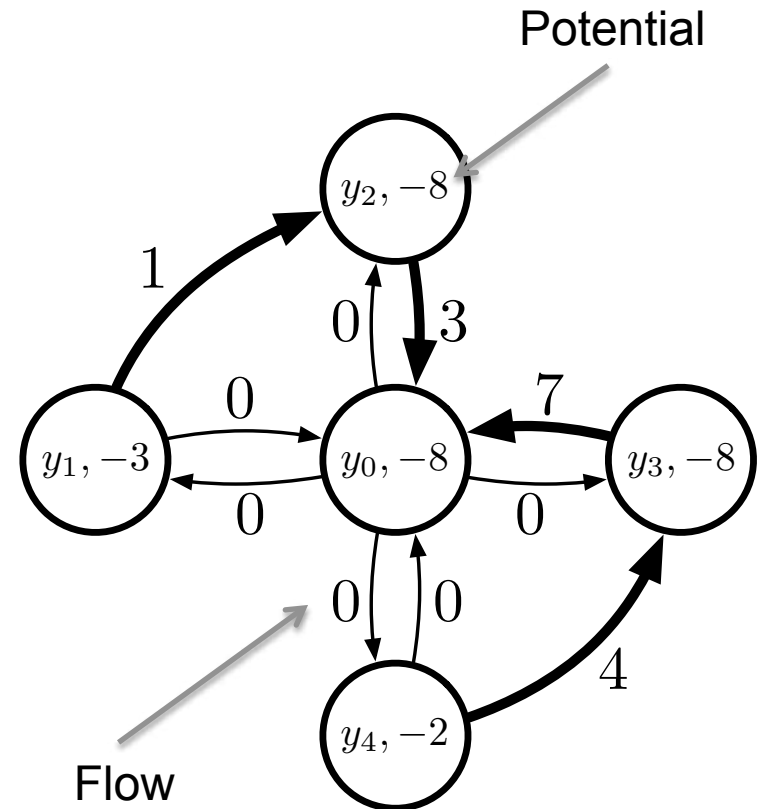
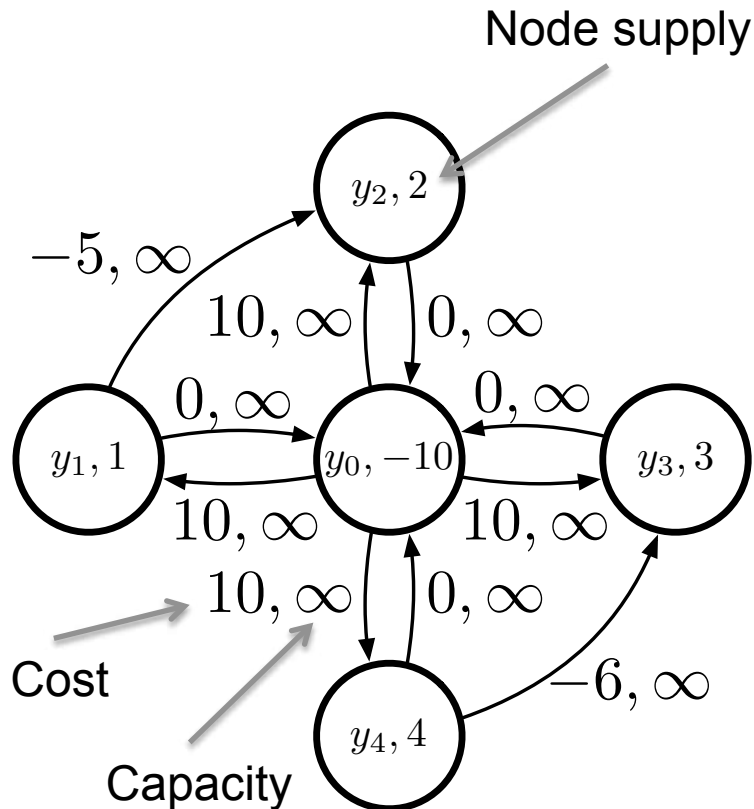
Original problem



$$\begin{aligned} \min_{f_{ij}} \quad & 10f_{01} + 10f_{02} + 10f_{03} + 10f_{04} - 5f_{12} - 6f_{43}, \\ \text{s.t.} \quad & f_{10} + f_{20} + f_{30} + f_{40} - f_{01} - f_{02} - f_{03} - f_{04} = 10, \\ & f_{01} - f_{10} - f_{12} = -1, \\ & f_{12} + f_{02} - f_{20} = -2, \\ & f_{43} + f_{03} - f_{30} = -3, \\ & f_{04} - f_{40} - f_{43} = -4, \\ & f_{ij} \geq 0, \quad i, j = 0, 1, 2, 3, 4 \end{aligned}$$

Min-cost flow problem

Dual Min-cost Flow Example (2)



$$x_i = y_i - y_0, \quad i = 1, 2, \dots, N$$

Step 3: Dummy Fill Insertion (3)

$$\min \frac{|(x_2 - x_1) \cdot h_A + (x_4 - x_3) \cdot h_B - t_{d1} \cdot A_{win}| + |(x_6 - x_5) \cdot h_C - t_{d2} \cdot A_{win}|}{+(x_2 - x_5) \cdot h_{AC} + (x_6 - x_3) \cdot h_{BC}}$$

Further relax to remove absolute operation

$$E = (x_2 - x_1) \cdot h_A + (x_4 - x_3) \cdot h_B$$

$$\text{if } E \leq t_{d1} \cdot A_{win}$$

then

$$|E - t_{d1} \cdot A_{win}| \rightarrow t_{d1} \cdot A_{win} - E$$

else

$$|E - t_{d1} \cdot A_{win}| \rightarrow E - t_{d1} \cdot A_{win}$$

$$l_i \leq x_i \leq l_i + \epsilon \quad i = 1, 3$$

$$u_i - \epsilon \leq x_i \leq u_i \quad i = 2, 4$$

$$\epsilon = \frac{\text{current total fill area} - t_{d1} \cdot A_{min}}{\text{current total fill width} + \text{current total fill height}}$$